



# अमृत महा आवास अभियान २०२२-२३

## दैनिक प्रगती अहवाल : ३०.०४.२०२३

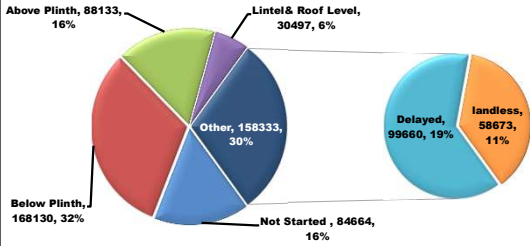
प्रधानमंत्री आवास योजना ग्रामीण – मंजूरी, पूर्ण घरकुले, हप्ते वितरण, भूमिहीन, आर्थिकदृष्ट्या अपुर्ण  
राज्य पुरस्कृत ग्रामीण आवास योजना – मंजूरी, पूर्ण घरकुले, हप्ते वितरण, आर्थिकदृष्ट्या अपुर्ण

योजना	एकूण मंजूरी	दैनिक मंजूरी	एकूण पूर्ण	दैनिक पूर्ण घरकुले	दैनिक पहिला हप्ता वितरित	दैनिक दुसरा हप्ता वितरित	दैनिक तिसरा हप्ता वितरित
प्रधानमंत्री आवास योजना ग्रामीण	१४१०३४४	१४	१०३९३५९	७४	०	०	०
राज्य योजना	५५८५२१	३४१	४०३९४७	४७	०	०	०
एकूण	१९६८८६५	३५५	१४४३३०६	१२१	०	०	०

PMAY-G Completion Progress Bar

73.7%

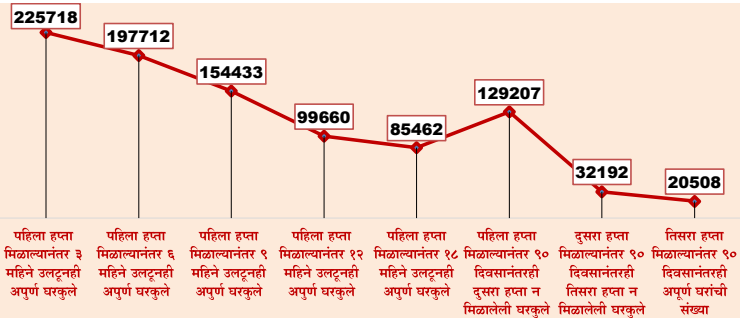
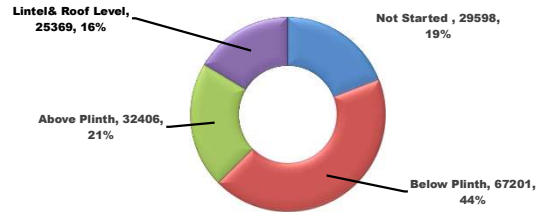
PMAY-G: Incomplete Houses bifurcation



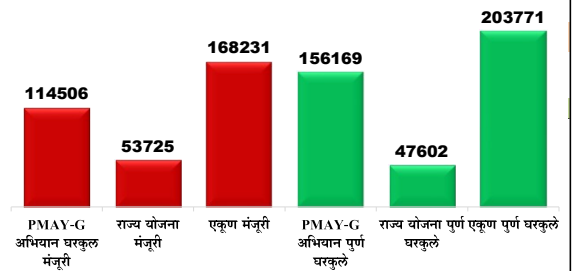
State Schemes Progress Bar

72.3%

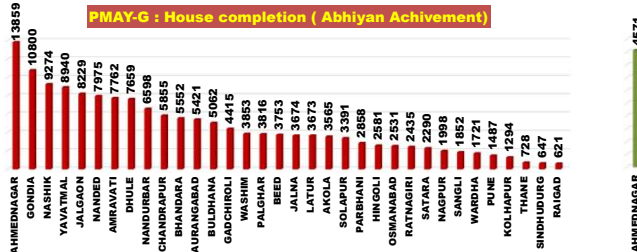
State Schemes: Incomplete Houses bifurcation



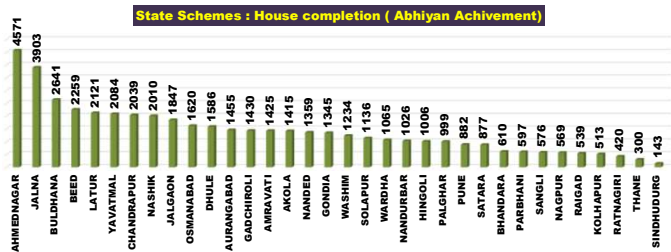
Abhiyan Achievement Day 161



PMAY-G : House completion ( Abhiyan Achievement)



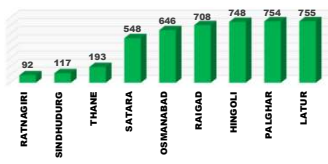
State Schemes : House completion ( Abhiyan Achievement)



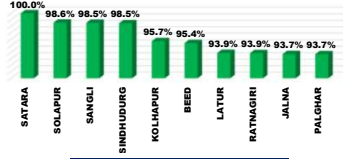
राज्य व्यवस्थापन कक्ष- ग्रामीण गृहनिर्माण  
४ था मजला, दक्षिण कक्ष, सिडको भवन, सीबीडी बेलापूर, नवी मुंबई - ४०० ६१४.

# Top and Bottom Ten Districts

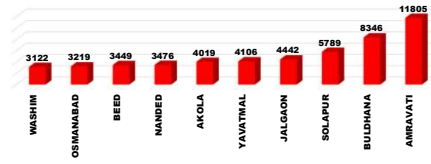
PMAY-G Delayed Houses TOP 10 Dist.



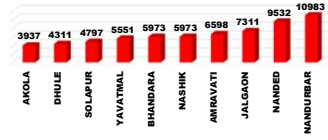
State Schemes Sanction TOP 10 Dist.



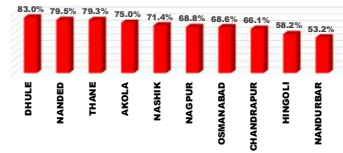
PMAY-G Remaining 1st Installments Bottom 10 Dist.



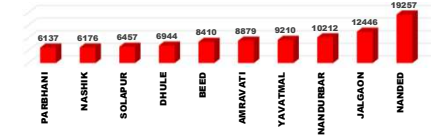
PMAY-G Delayed Houses Bottom 10 Dist.



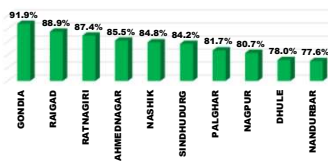
State Schemes Sanction Bottom 10 Dist.



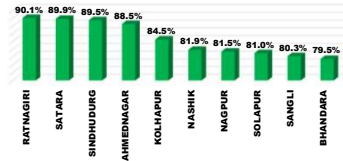
PMAY-G Remaining 2nd Installments Bottom 10 Dist.



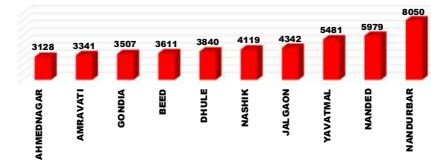
PMAY-G Completion TOP 10 Dist.



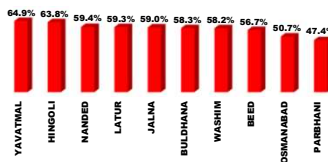
State Schemes Completion TOP 10 Dist.



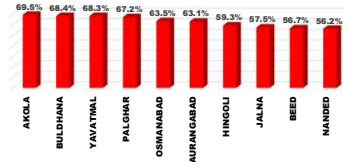
PMAY-G Remaining 3rd Installments Bottom 10 Dist.



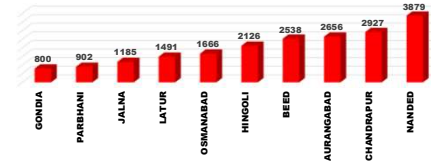
PMAY-G Completion Bottom 10 Dist.



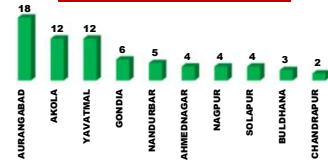
State Schemes Completion Bottom 10 Dist.



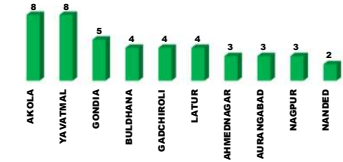
State Schemes Remaining 1st Installments Bottom 10 Dist.



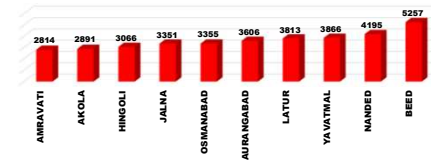
PMAY-G Daily Completion Top 10 Dist.



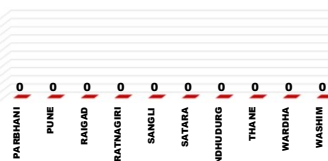
State Schemes Daily Completion Top 10 Dist.



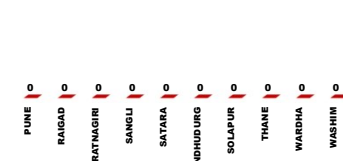
State Schemes Remaining 2nd Installments Bottom 10 Dist.



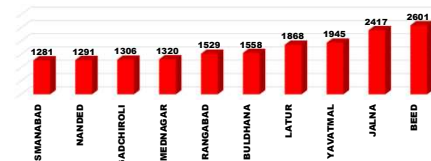
PMAY-G Daily Completion Bottom 10 Dist.



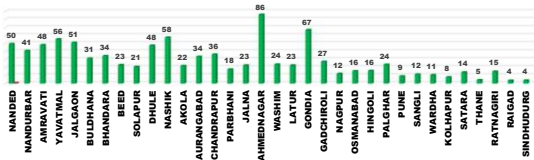
State Schemes Daily Completion Bottom 10 Dist.



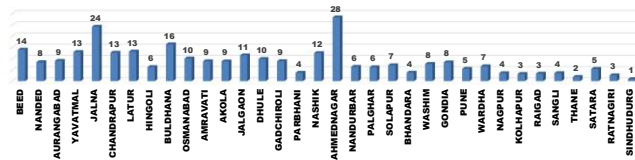
State Schemes Remaining 3rd Installments Bottom 10 Dist.



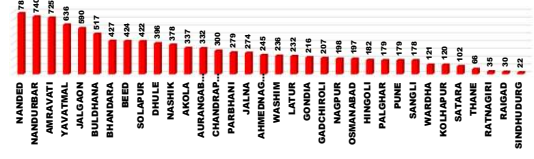
PMAY-G : Current Pace of Completion Per Day (Abhiyan)



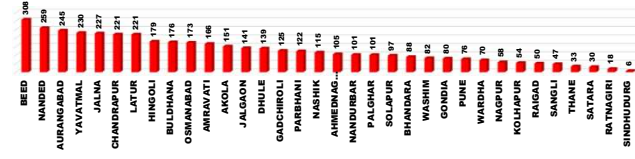
State Schemes : Current Pace of Completion Per Day (Abhiyan)



PMAY-G Required Pace of Completion Per Day



State Schemes Required Pace of Completion Per Day



प्रधानमंत्री आवास योजना ग्रामीण - मंजूरी (PWL+Awaas Plus)

Sr. No.	Division	Target (PWL+Awaas Plus)	29.04.2023	30.04.2023	Daily Achievement	Remaining
1	AMRAVATI DIV.	275012	274572	274586	14	426
2	NASHIK DIV.	414805	413719	413719	0	1086
3	AURANGABAD DIV.	238004	237296	237296	0	708
4	NAGPUR DIV.	291976	291336	291336	0	640
5	KONKAN DIV.	69804	69627	69627	0	177
6	PUNE DIV.	124645	123780	123780	0	865
<b>Total</b>		<b>1414246</b>	<b>1410330</b>	<b>1410344</b>	<b>14</b>	<b>3902</b>

Sr. No.	District	Target (PWL+Awaas Plus)	29.04.2023	30.04.2023	Daily Achievement	Remaining
1	BULDHANA	44757	44700	44709	9	48
2	WASHIM	20394	20359	20363	4	31
3	YAVATMAL	65355	65244	65245	1	110
4	AHMEDNAGAR	60792	60757	60757	0	35
5	AKOLA	48792	48778	48778	0	14
6	AMRAVATI	95714	95491	95491	0	223
7	AURANGABAD	36740	36511	36511	0	229
8	BEED	35310	35253	35253	0	57
9	BHANDARA	65003	64949	64949	0	54
10	CHANDRAPUR	43108	42992	42992	0	116
11	DHULE	64989	64917	64917	0	72
12	GADCHIROLI	31702	31624	31624	0	78
13	GONDIA	96493	96144	96144	0	349
14	HINGOLI	18109	18083	18083	0	26
15	JALGAON	79735	79403	79403	0	332
16	JALNA	24039	24026	24026	0	13
17	KOLHAPUR	17680	17680	17680	0	0
18	LATUR	20679	20493	20493	0	186
19	NAGPUR	37037	37022	37022	0	15
20	NANDED	69533	69460	69460	0	73
21	NANDURBAR	119564	118959	118959	0	605
22	NASHIK	89725	89683	89683	0	42
23	OSMANABAD	14506	14408	14408	0	98
24	PALGHAR	35344	35188	35188	0	156
25	PARBHANI	19088	19062	19062	0	26
26	PUNE	20543	20529	20529	0	14
27	RAIGAD	9830	9821	9821	0	9
28	RATNAGIRI	9892	9885	9885	0	7
29	SANGLI	21885	21741	21741	0	144
30	SATARA	15347	15347	15347	0	0
31	SINDHUDURG	5133	5133	5133	0	0
32	SOLAPUR	49190	48483	48483	0	707
33	THANE	9605	9600	9600	0	5
34	WARDHA	18633	18605	18605	0	28
<b>Total</b>		<b>1414246</b>	<b>1410330</b>	<b>1410344</b>	<b>14</b>	<b>3902</b>

Remaining Sanction RANK

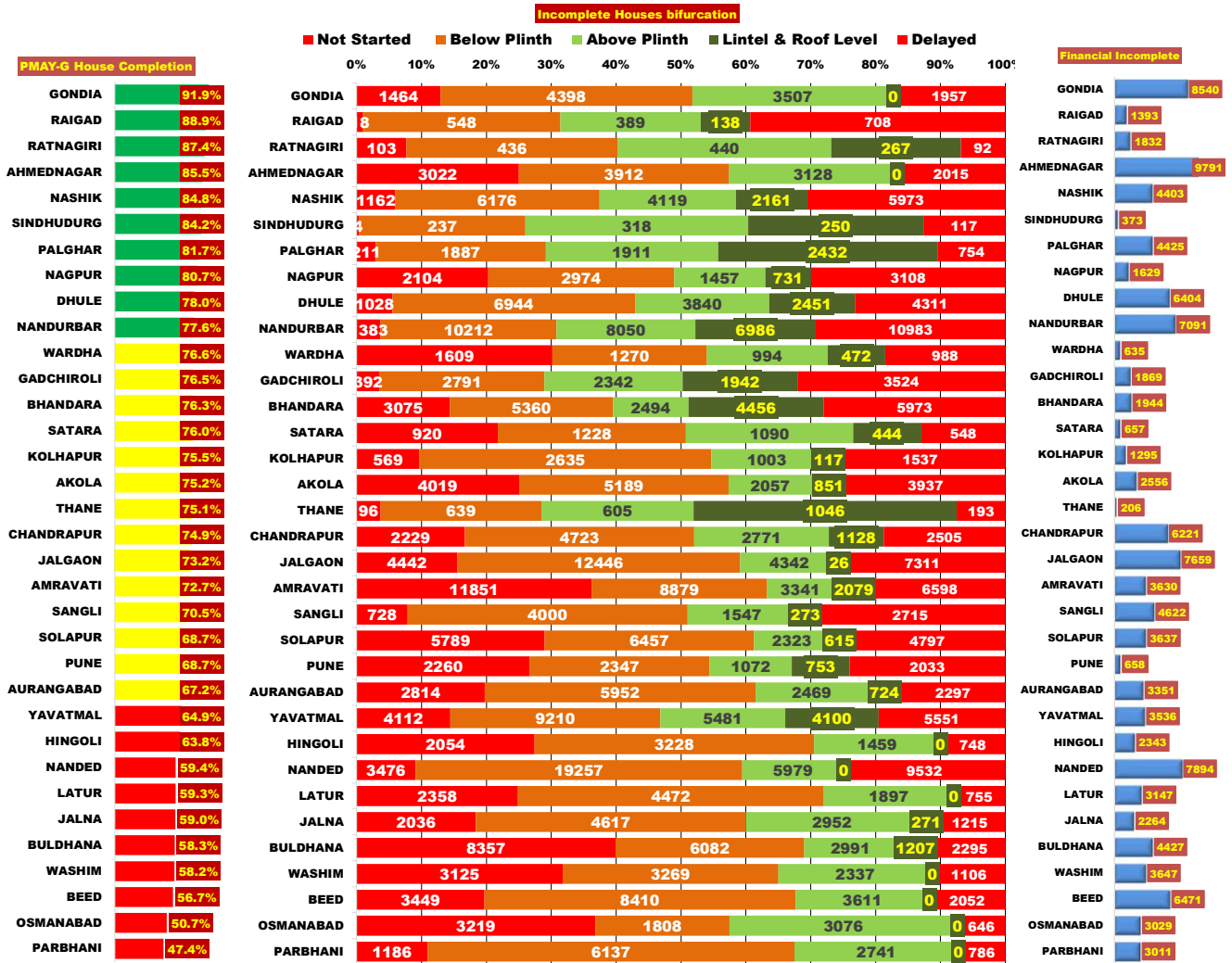
KOLHAPUR	0
SATARA	0
SINDHUDURG	0
THANE	5
RATNAGIRI	7
RAIGAD	9
JALNA	13
AKOLA	14
PUNE	14
NAGPUR	15
HINGOLI	26
PARBHANI	26
WARDHA	28
WASHIM	31
AHMEDNAGAR	35
NASHIK	42
BULDHANA	48
BHANDARA	54
BEED	57
DHULE	72
NANDED	73
GADCHIROLI	78
OSMANABAD	98
YAVATMAL	110
CHANDRAPUR	116
SANGLI	144
PALGHAR	156
LATUR	186
AMRAVATI	223
AURANGABAD	229
JALGAON	332
GONDIA	349
NANDURBAR	605
SOLAPUR	707

प्रधानमंत्री आवास योजना - ग्रामीण : भूमिहीन लाभार्थी अहवाल

Sr. No.	District	Google Sheet Report			AwaasSoft Report			
		Total Landless	Provided land	Remaining	Landless beneficiaries tagged in AwaasSoft	Landless beneficiaries provided land	Remaining Landless	Remaining Tag (provided land)
1	DHULE	18	18	0	18	18	0	0
2	GADCHIROLI	8	8	0	8	8	0	0
3	NANDURBAR	0	0	0	0	0	0	0
4	PALGHAR	11	11	0	11	11	0	0
5	RAIGAD	6	6	0	6	6	0	0
6	RATNAGIRI	23	23	0	23	23	0	0
7	SINDHUDURG	420	420	0	416	416	0	4
8	KOLHAPUR	257	257	0	257	227	30	30
9	THANE	127	74	53	127	49	78	25
10	NANDED	362	277	85	362	242	120	35
11	GONDIA	2450	2450	0	2450	2327	123	123
12	BEED	212	101	111	212	72	140	29
13	SANGLI	431	143	288	428	141	287	2
14	PARBHANI	332	15	317	331	13	318	2
15	SATARA	1309	598	711	1304	630	674	-32
16	NASHIK	1824	1475	349	1803	1001	802	474
17	HINGOLI	1713	787	926	1713	466	1247	321
18	JALNA	1413	165	1248	1381	85	1296	80
19	CHANDRAPUR	2791	1463	1328	2751	1438	1313	25
20	WARDHA	2819	1284	1535	2803	1245	1558	39
21	NAGPUR	5134	3397	1737	5038	3422	1616	-25
22	JALGAON	22872	21026	1846	22945	20953	1992	73
23	PUNE	2925	992	1933	2924	885	2039	107
24	LATUR	2299	203	2096	2299	255	2044	-52
25	OSMANABAD	2470	104	2366	2470	56	2414	48
26	YAVATMAL	3437	1119	2318	3612	1181	2431	-62
27	BHANDARA	5825	3230	2595	5686	3231	2455	-1
28	WASHIM	3477	865	2612	3443	865	2578	0
29	AURANGABAD	3328	1779	1549	3290	288	3002	1491
30	AKOLA	7074	3842	3232	7365	3844	3521	-2
31	AHMEDNAGAR	7762	4828	2934	7759	4161	3598	667
32	SOLAPUR	7960	2595	5365	7263	1370	5893	1225
33	BULDHANA	15085	8586	6499	15214	7097	8117	1489
34	AMRAVATI	21560	11238	10322	21671	11386	10285	-148
	<b>Total</b>	<b>127734</b>	<b>73379</b>	<b>54355</b>	<b>127383</b>	<b>67412</b>	<b>59971</b>	<b>6289</b>

## प्रधानमंत्री आवास योजना ग्रामीण - पूर्ण घरकूले

Sr. No.	Division	Sanction	29.04.2023	30.04.2023	Daily Achievement	Remaining	Avg. Completed Per Day From 20.11.22 to Today	To be Completed in Per Day till 05.06.23
1	AMRAVATI DIV.	274586	186312	186339	27	88247	181	2451
2	AURANGABAD DIV.	237296	140008	140027	19	97269	202	2702
3	NAGPUR DIV.	291336	238455	238469	14	52867	188	1469
4	NASHIK DIV.	413719	329123	329133	10	84586	283	2350
5	PUNE DIV.	123780	87732	87736	4	36044	64	1001
6	KONKAN DIV.	69627	57655	57655	0	11972	51	333
<b>Total</b>		<b>1410344</b>	<b>1039285</b>	<b>1039359</b>	<b>74</b>	<b>370985</b>	<b>970</b>	<b>10305</b>



प्रधानमंत्री आवास योजना ग्रामीण - पूर्ण घरकूले

Sr. No.	District	Sanction	29.04.2023	30.04.2023	Daily Achievement	Remaining	Aug. Completed Per Day From 20.11.22 to Today	To be Completed in Per Day till 05.06.23
1	AURANGABAD	36511	24535	24553	18	11958	34	332
2	AKOLA	48778	36650	36662	12	12116	22	337
3	YAVATMAL	65245	42336	42348	12	22897	56	636
4	GONDIA	96144	88372	88378	6	7766	67	216
5	NANDURBAR	118959	92323	92328	5	26631	41	740
6	AHMEDNAGAR	60757	51935	51939	4	8818	86	245
7	NAGPUR	37022	29887	29891	4	7131	12	198
8	SOLAPUR	48483	33295	33299	4	15184	21	422
9	BULDHANA	44709	26080	26083	3	18626	31	517
10	CHANDRAPUR	42992	32192	32194	2	10798	36	300
11	GADCHIROLI	31624	24180	24182	2	7442	27	207
12	NANDED	69460	41284	41285	1	28175	50	783
13	NASHIK	89683	76064	76065	1	13618	58	378
14	AMRAVATI	95491	69387	69387	0	26104	48	725
15	BEED	35253	19981	19981	0	15272	23	424
16	BHANDARA	64949	49564	49564	0	15385	34	427
17	DHULE	64917	50654	50654	0	14263	48	396
18	HINGOLI	18083	11539	11539	0	6544	16	182
19	JALGAON	79403	58147	58147	0	21256	51	590
20	JALNA	24026	14180	14180	0	9846	23	274
21	KOLHAPUR	17680	13356	13356	0	4324	8	120
22	LATUR	20493	12147	12147	0	8346	23	232
23	OSMANABAD	14408	7311	7311	0	7097	16	197
24	PALGHAR	35188	28747	28747	0	6441	24	179
25	PARBHANI	19062	9031	9031	0	10031	18	279
26	PUNE	20529	14097	14097	0	6432	9	179
27	RAIGAD	9821	8731	8731	0	1090	4	30
28	RATNAGIRI	9885	8639	8639	0	1246	15	35
29	SANGLI	21741	15319	15319	0	6422	12	178
30	SATARA	15347	11665	11665	0	3682	14	102
31	SINDHUDURG	5133	4324	4324	0	809	4	22
32	THANE	9600	7214	7214	0	2386	5	66
33	WARDHA	18605	14260	14260	0	4345	11	121
34	WASHIM	20363	11859	11859	0	8504	24	236
Total		1410344	1039285	1039359	74	370985	970	10305

राज्यपुरस्कृत आवास योजना ग्रामीण - मंजूरी

Sr. No.	Division	Target	29.04.2023	30.04.2023	Daily_Achievement	Remaining
1	AURANGABAD DIV.	200269	166669	166872	203	33397
2	NASHIK DIV.	141552	110589	110724	135	30828
3	NAGPUR DIV.	118430	92707	92710	3	25720
4	KONKAN DIV.	34744	31292	31292	0	3452
5	PUNE DIV.	65859	63000	63000	0	2859
6	AMRAVATI DIV.	109705	93923	93923	0	15782
<b>Total</b>		<b>670559</b>	<b>558180</b>	<b>558521</b>	<b>341</b>	<b>112038</b>

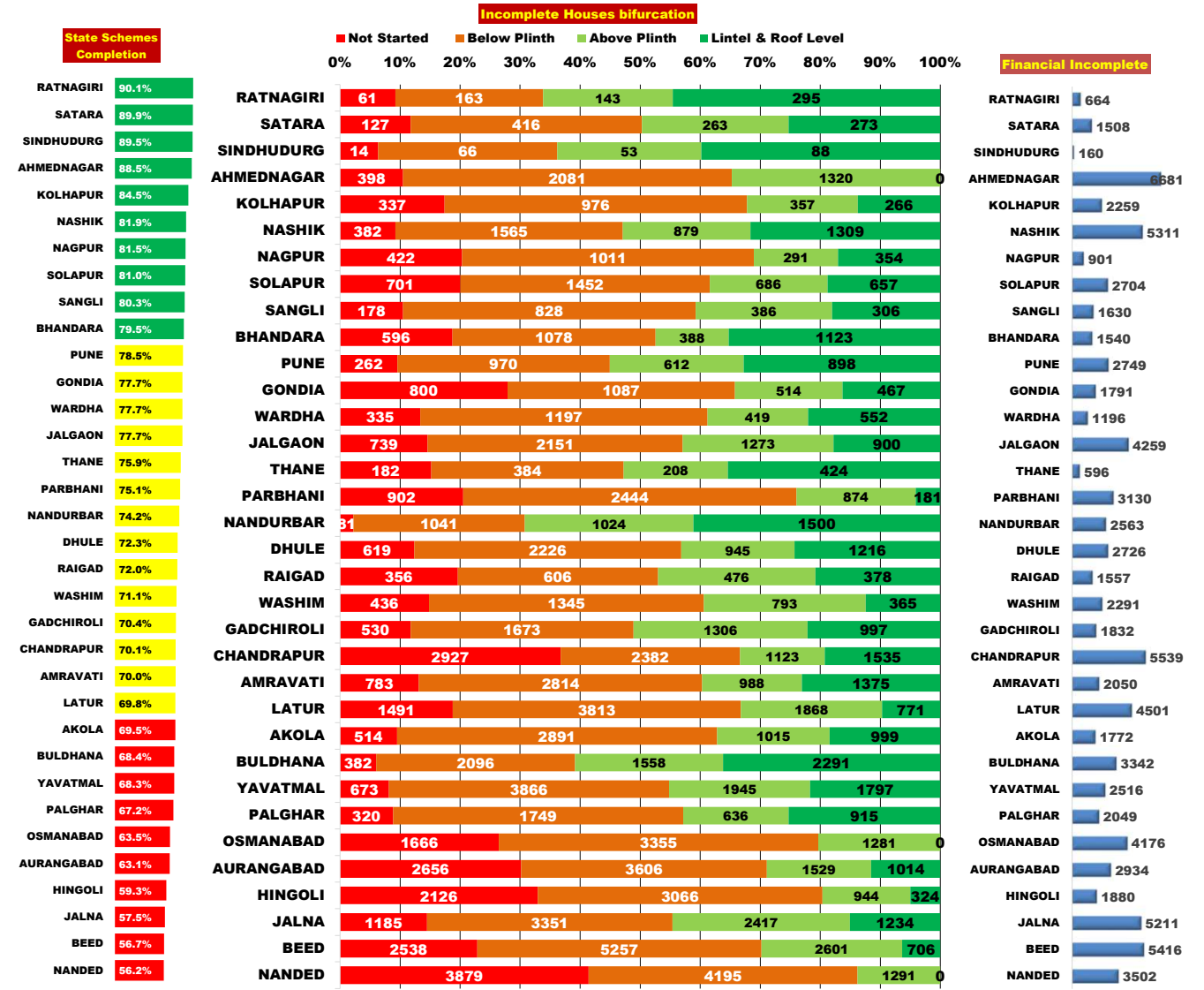
Sr. No.	District	Target	29.04.2023	30.04.2023	Daily_Achievement	Remaining
1	BEED	26878	25443	25644	201	1234
2	JALGAON	25851	22540	22675	135	3176
3	GADCHIROLI	16834	15242	15245	3	1589
4	LATUR	28004	26292	26294	2	1710
5	AHMEDNAGAR	35298	32974	32974	0	2324
6	AKOLA	23681	17768	17768	0	5913
7	AMRAVATI	23224	19846	19846	0	3378
8	AURANGABAD	26141	23833	23833	0	2308
9	BHANDARA	17612	15566	15566	0	2046
10	BULDHANA	21616	19994	19994	0	1622
11	CHANDRAPUR	40285	26611	26611	0	13674
12	DHULE	21790	18081	18081	0	3709
13	GONDIA	14261	12863	12863	0	1398
14	HINGOLI	27298	15888	15888	0	11410
15	JALNA	20551	19259	19259	0	1292
16	KOLHAPUR	13090	12528	12528	0	562
17	NAGPUR	16291	11203	11203	0	5088
18	NANDED	26760	21269	21269	0	5491
19	NANDURBAR	26578	14137	14137	0	12441
20	NASHIK	32035	22857	22857	0	9178
21	OSMANABAD	24853	17039	17039	0	7814
22	PALGHAR	11792	11049	11049	0	743
23	PARBHANI	19784	17646	17646	0	2138
24	PUNE	14672	12773	12773	0	1899
25	RAIGAD	7418	6475	6475	0	943
26	RATNAGIRI	7129	6691	6691	0	438
27	SANGLI	8732	8604	8604	0	128
28	SATARA	10647	10647	10647	0	0
29	SINDHUDURG	2141	2108	2108	0	33
30	SOLAPUR	18718	18448	18448	0	270
31	THANE	6264	4969	4969	0	1295
32	WARDHA	13147	11222	11222	0	1925
33	WASHIM	11503	10152	10152	0	1351
34	YAVATMAL	29681	26163	26163	0	3518
<b>Total</b>		<b>670559</b>	<b>558180</b>	<b>558521</b>	<b>341</b>	<b>112038</b>

Remaining Sanction RANK

SATARA	0
SINDHUDURG	33
SANGLI	128
SOLAPUR	270
RATNAGIRI	438
KOLHAPUR	562
PALGHAR	743
RAIGAD	943
BEED	1234
JALNA	1292
THANE	1295
WASHIM	1351
GONDIA	1398
GADCHIROLI	1589
BULDHANA	1622
LATUR	1710
PUNE	1899
WARDHA	1925
BHANDARA	2046
PARBHANI	2138
AURANGABAD	2308
AHMEDNAGAR	2324
JALGAON	3176
AMRAVATI	3378
YAVATMAL	3518
DHULE	3709
NAGPUR	5088
NANDED	5491
AKOLA	5913
OSMANABAD	7814
NASHIK	9178
HINGOLI	11410
NANDURBAR	12441
CHANDRAPUR	13674

## राज्यपुरस्कृत आवास योजना ग्रामीण - पूर्ण घरकूले

Sr. No.	Division	Sanction	29.04.2023	30.04.2023	Daily_Achievement	Remaining	Avg. Completed Per Day From 20.11.22 to Today	To be Completed in Per Day till 05.06.23
1	AMRAVATI DIV.	93923	64977	64997	20	28926	55	804
2	NAGPUR DIV.	92710	69591	69603	12	23107	44	642
3	AURANGABAD DIV.	166872	104417	104426	9	62446	89	1735
4	NASHIK DIV.	110724	89091	89097	6	21627	69	601
5	KONKAN DIV.	31292	23775	23775	0	7517	15	209
6	PUNE DIV.	63000	52049	52049	0	10951	25	304
<b>Total</b>		<b>558521</b>	<b>403900</b>	<b>403947</b>	<b>47</b>	<b>154574</b>	<b>296</b>	<b>4294</b>





राज्यपुरस्कृत आवास योजना ग्रामीण - पूर्ण घरकूले

Sr. No.	District	Sanction	29.04.2023	30.04.2023	Daily Achievement	Remaining	Avg. Completed Per Day From 20.11.22 to Today	To be Completed in Per Day till 05.06.23
1	AKOLA	17768	12341	12349	8	5419	9	151
2	YAVATMAL	26163	17874	17882	8	8281	13	230
3	GONDIA	12863	9990	9995	5	2868	8	80
4	BULDHANA	19994	13663	13667	4	6327	16	176
5	GADCHIROLI	15245	10735	10739	4	4506	9	125
6	LATUR	26294	18347	18351	4	7943	13	221
7	AHMEDNAGAR	32974	29194	29197	3	3777	28	105
8	AURANGABAD	23833	15025	15028	3	8805	9	245
9	NAGPUR	11203	9122	9125	3	2078	4	58
10	NANDED	21269	11946	11948	2	9321	8	259
11	NANDURBAR	14137	10489	10491	2	3646	6	101
12	NASHIK	22857	18721	18722	1	4135	12	115
13	AMRAVATI	19846	13886	13886	0	5960	9	166
14	BEED	25644	14542	14542	0	11102	14	308
15	BHANDARA	15566	12381	12381	0	3185	4	88
16	CHANDRAPUR	26611	18644	18644	0	7967	13	221
17	DHULE	18081	13075	13075	0	5006	10	139
18	HINGOLI	15888	9428	9428	0	6460	6	179
19	JALGAON	22675	17612	17612	0	5063	11	141
20	JALNA	19259	11072	11072	0	8187	24	227
21	KOLHAPUR	12528	10592	10592	0	1936	3	54
22	OSMANABAD	17039	10812	10812	0	6227	10	173
23	PALGHAR	11049	7429	7429	0	3620	6	101
24	PARBHANI	17646	13245	13245	0	4401	4	122
25	PUNE	12773	10031	10031	0	2742	5	76
26	RAIGAD	6475	4659	4659	0	1816	3	50
27	RATNAGIRI	6691	6029	6029	0	662	3	18
28	SANGLI	8604	6906	6906	0	1698	4	47
29	SATARA	10647	9568	9568	0	1079	5	30
30	SINDHUDURG	2108	1887	1887	0	221	1	6
31	SOLAPUR	18448	14952	14952	0	3496	7	97
32	THANE	4969	3771	3771	0	1198	2	33
33	WARDHA	11222	8719	8719	0	2503	7	70
34	WASHIM	10152	7213	7213	0	2939	8	82
<b>Total</b>		<b>558521</b>	<b>403900</b>	<b>403947</b>	<b>47</b>	<b>154574</b>	<b>296</b>	<b>4294</b>

प्रधानमंत्री आवास योजना ग्रामीण - हप्ते वितरण

Sr. No.	Division	1st Installment (Daily Achivement)	1st Installment Remaining	2nd Installment (Daily Achivement)	2nd Installment Remaining	3rd Installment (Daily Achivement)	3rd Installment Remaining
1	NASHIK DIV.	0	11037	0	39690	0	23479
2	AMRAVATI DIV.	0	31398	0	32629	0	16207
3	AURANGABAD DIV.	0	20561	0	53881	0	24184
4	NAGPUR DIV.	0	10660	0	21516	0	13565
5	KONKAN DIV.	0	429	0	3747	0	3663
6	PUNE DIV.	0	10140	0	16667	0	7035
	<b>Total</b>	<b>0</b>	<b>84225</b>	<b>0</b>	<b>168130</b>	<b>0</b>	<b>88133</b>

PMAY-G 1st Ins Pending

SINDHUDURG	4
RAIGAD	15
THANE	96
RATNAGIRI	103
PALGHAR	211
GADCHIROLI	367
KOLHAPUR	569
SANGLI	602
SATARA	920
DHULE	1028
NASHIK	1162
PARBHANI	1186
NANDURBAR	1383
GONDIA	1464
WARDHA	1609
NAGPUR	1969
JALNA	2006
HINGOLI	2054
CHANDRAPUR	2176
PUNE	2260
LATUR	2358
AURANGABAD	2813
AHMEDNAGAR	3022
BHANDARA	3075
WASHIM	3122
OSMANABAD	3219
BEED	3449
NANDED	3476
AKOLA	4019
YAVATMAL	4106
JALGAON	4442
SOLAPUR	5789
BULDHANA	8346
AMRAVATI	11805

PMAY-G 2nd Ins Pending

SINDHUDURG	237
RATNAGIRI	436
RAIGAD	548
THANE	639
SATARA	1228
WARDHA	1270
OSMANABAD	1808
PALGHAR	1887
PUNE	2347
KOLHAPUR	2635
GADCHIROLI	2791
NAGPUR	2974
HINGOLI	3228
WASHIM	3269
AHMEDNAGAR	3912
SANGLI	4000
GONDIA	4398
LATUR	4472
JALNA	4617
CHANDRAPUR	4723
AKOLA	5189
BHANDARA	5360
AURANGABAD	5952
BULDHANA	6082
PARBHANI	6137
NASHIK	6176
SOLAPUR	6457
DHULE	6944
BEED	8410
AMRAVATI	8879
YAVATMAL	9210
NANDURBAR	10212
JALGAON	12446
NANDED	19257

PMAY-G 3rd Ins Pending

SINDHUDURG	318
RAIGAD	389
RATNAGIRI	440
THANE	605
WARDHA	994
KOLHAPUR	1003
PUNE	1072
SATARA	1090
NAGPUR	1457
HINGOLI	1459
SANGLI	1547
LATUR	1897
PALGHAR	1911
AKOLA	2057
SOLAPUR	2323
WASHIM	2337
GADCHIROLI	2342
AURANGABAD	2469
BHANDARA	2494
PARBHANI	2741
CHANDRAPUR	2771
JALNA	2952
BULDHANA	2991
OSMANABAD	3076
AHMEDNAGAR	3128
AMRAVATI	3341
GONDIA	3507
BEED	3611
DHULE	3840
NASHIK	4119
JALGAON	4342
YAVATMAL	5481
NANDED	5979
NANDURBAR	8050

प्रधानमंत्री आवास योजना ग्रामीण - हप्ते वितरण

Sr. No.	District	1st Installment (Daily Achivement)	1st Installment Remaining	2nd Installment (Daily Achivement)	2nd Installment Remaining	3rd Installment (Daily Achivement)	3rd Installment Remaining
1	AHMEDNAGAR	0	3022	0	3912	0	3128
2	AKOLA	0	4019	0	5189	0	2057
3	AMRAVATI	0	11805	0	8879	0	3341
4	AURANGABAD	0	2813	0	5952	0	2469
5	BEED	0	3449	0	8410	0	3611
6	BHANDARA	0	3075	0	5360	0	2494
7	BULDHANA	0	8346	0	6082	0	2991
8	CHANDRAPUR	0	2176	0	4723	0	2771
9	DHULE	0	1028	0	6944	0	3840
10	GADCHIROLI	0	367	0	2791	0	2342
11	GONDIA	0	1464	0	4398	0	3507
12	HINGOLI	0	2054	0	3228	0	1459
13	JALGAON	0	4442	0	12446	0	4342
14	JALNA	0	2006	0	4617	0	2952
15	KOLHAPUR	0	569	0	2635	0	1003
16	LATUR	0	2358	0	4472	0	1897
17	NAGPUR	0	1969	0	2974	0	1457
18	NANDED	0	3476	0	19257	0	5979
19	NANDURBAR	0	1383	0	10212	0	8050
20	NASHIK	0	1162	0	6176	0	4119
21	OSMANABAD	0	3219	0	1808	0	3076
22	PALGHAR	0	211	0	1887	0	1911
23	PARBHANI	0	1186	0	6137	0	2741
24	PUNE	0	2260	0	2347	0	1072
25	RAIGAD	0	15	0	548	0	389
26	RATNAGIRI	0	103	0	436	0	440
27	SANGLI	0	602	0	4000	0	1547
28	SATARA	0	920	0	1228	0	1090
29	SINDHUDURG	0	4	0	237	0	318
30	SOLAPUR	0	5789	0	6457	0	2323
31	THANE	0	96	0	639	0	605
32	WARDHA	0	1609	0	1270	0	994
33	WASHIM	0	3122	0	3269	0	2337
34	YAVATMAL	0	4106	0	9210	0	5481
	<b>Total</b>	<b>0</b>	<b>84225</b>	<b>0</b>	<b>168130</b>	<b>0</b>	<b>88133</b>

राज्यपुरस्कृत आवास योजना ग्रामीण - हप्ते वितरण

Sr. No.	Division	1st Installment (Daily Achivement)	1st Installment Remaining	2nd Installment (Daily Achivement)	2nd Installment Remaining	3rd Installment (Daily Achivement)	3rd Installment Remaining
1	NASHIK DIV.	0	2219	0	9064	0	5441
2	AMRAVATI DIV.	0	2788	0	13012	0	6299
3	AURANGABAD DIV.	0	16443	0	29087	0	12805
4	NAGPUR DIV.	0	5610	0	8428	0	4041
5	KONKAN DIV.	0	933	0	2968	0	1516
6	PUNE DIV.	0	1605	0	4642	0	2304
<b>Total</b>		<b>0</b>	<b>29598</b>	<b>0</b>	<b>67201</b>	<b>0</b>	<b>32406</b>

State Schemes 1st Ins Pending

SINDHUDURG	14
RATNAGIRI	61
NANDURBAR	81
SATARA	127
SANGLI	178
THANE	182
PUNE	262
PALGHAR	320
WARDHA	335
KOLHAPUR	337
RAIGAD	356
NASHIK	382
BULDHANA	382
AHMEDNAGAR	398
NAGPUR	422
WASHIM	436
AKOLA	514
GADCHIROLI	530
BHANDARA	596
DHULE	619
YAVATMAL	673
SOLAPUR	701
JALGAON	739
AMRAVATI	783
GONDIA	800
PARBHANI	902
JALNA	1185
LATUR	1491
OSMANABAD	1666
HINGOLI	2126
BEED	2538
AURANGABAD	2656
CHANDRAPUR	2927
NANDED	3879

State Schemes 2nd Ins Pending

SINDHUDURG	66
RATNAGIRI	163
THANE	384
SATARA	416
RAIGAD	606
SANGLI	828
PUNE	970
KOLHAPUR	976
NAGPUR	1011
NANDURBAR	1041
BHANDARA	1078
GONDIA	1087
WARDHA	1197
WASHIM	1345
SOLAPUR	1452
NASHIK	1565
GADCHIROLI	1673
PALGHAR	1749
AHMEDNAGAR	2081
BULDHANA	2096
JALGAON	2151
DHULE	2226
CHANDRAPUR	2382
PARBHANI	2444
AMRAVATI	2814
AKOLA	2891
HINGOLI	3066
JALNA	3351
OSMANABAD	3355
AURANGABAD	3606
LATUR	3813
YAVATMAL	3866
NANDED	4195
BEED	5257

State Schemes 3rd Ins Pending

SINDHUDURG	53
RATNAGIRI	143
THANE	208
SATARA	263
NAGPUR	291
KOLHAPUR	357
SANGLI	386
BHANDARA	388
WARDHA	419
RAIGAD	476
GONDIA	514
PUNE	612
PALGHAR	636
SOLAPUR	686
WASHIM	793
PARBHANI	874
NASHIK	879
HINGOLI	944
DHULE	945
AMRAVATI	988
AKOLA	1015
NANDURBAR	1024
CHANDRAPUR	1123
JALGAON	1273
OSMANABAD	1281
NANDED	1291
GADCHIROLI	1306
AHMEDNAGAR	1320
AURANGABAD	1529
BULDHANA	1558
LATUR	1868
YAVATMAL	1945
JALNA	2417
BEED	2601

राज्यपुरस्कृत आवास योजना ग्रामीण -हप्ते वितरण

Sr. No.	District	1st Installment (Daily Achivement)	1st Installment Remaining	2nd Installment (Daily Achivement)	2nd Installment Remaining	3rd Installment (Daily Achivement)	3rd Installment Remaining
1	AHMEDNAGAR	0	398	0	2081	0	1320
2	AKOLA	0	514	0	2891	0	1015
3	AMRAVATI	0	783	0	2814	0	988
4	AURANGABAD	0	2656	0	3606	0	1529
5	BEED	0	2538	0	5257	0	2601
6	BHANDARA	0	596	0	1078	0	388
7	BULDHANA	0	382	0	2096	0	1558
8	CHANDRAPUR	0	2927	0	2382	0	1123
9	DHULE	0	619	0	2226	0	945
10	GADCHIROLI	0	530	0	1673	0	1306
11	GONDIA	0	800	0	1087	0	514
12	HINGOLI	0	2126	0	3066	0	944
13	JALGAON	0	739	0	2151	0	1273
14	JALNA	0	1185	0	3351	0	2417
15	KOLHAPUR	0	337	0	976	0	357
16	LATUR	0	1491	0	3813	0	1868
17	NAGPUR	0	422	0	1011	0	291
18	NANDED	0	3879	0	4195	0	1291
19	NANDURBAR	0	81	0	1041	0	1024
20	NASHIK	0	382	0	1565	0	879
21	OSMANABAD	0	1666	0	3355	0	1281
22	PALGHAR	0	320	0	1749	0	636
23	PARBHANI	0	902	0	2444	0	874
24	PUNE	0	262	0	970	0	612
25	RAIGAD	0	356	0	606	0	476
26	RATNAGIRI	0	61	0	163	0	143
27	SANGLI	0	178	0	828	0	386
28	SATARA	0	127	0	416	0	263
29	SINDHUDURG	0	14	0	66	0	53
30	SOLAPUR	0	701	0	1452	0	686
31	THANE	0	182	0	384	0	208
32	WARDHA	0	335	0	1197	0	419
33	WASHIM	0	436	0	1345	0	793
34	YAVATMAL	0	673	0	3866	0	1945
	<b>Total</b>	<b>0</b>	<b>29598</b>	<b>0</b>	<b>67201</b>	<b>0</b>	<b>32406</b>

## प्रधानमंत्री आवास योजना ग्रामीण - Delayed Houses

■ पहिला हप्ता मिळाल्यानंतर १२ महिने उलटूनही अपूर्ण घरकुले     
 ■ पहिला हप्ता मिळाल्यानंतर १८ महिने उलटूनही अपूर्ण घरकुले     
 ■ पहिला हप्ता मिळाल्यानंतर १० दिवसानंतरही दुसरा हप्ता न मिळालेले घरकुले  
■ दुसरा हप्ता मिळाल्यानंतर १० दिवसानंतरही तिसरा हप्ता न मिळालेले घरकुले     
 ■ तिसरा हप्ता मिळाल्यानंतर १० दिवसानंतरही अपूर्ण घरांची संख्या

<b>AHMEDNAGAR</b>	2015	1804	3052	1332	48
<b>AKOLA</b>	3937	3532	3483	861	582
<b>AMRAVATI</b>	6598	5631	7088	1434	1012
<b>AURANGABAD</b>	2297	2256	4866	1021	385
<b>BEED</b>	2052	1861	6629	1577	413
<b>BHANDARA</b>	5973	5260	4783	716	2113
<b>BULDHANA</b>	2295	2160	3920	829	686
<b>CHANDRAPUR</b>	2505	1934	3424	666	279
<b>DHULE</b>	4311	4107	5909	2078	1508
<b>GADCHIROLI</b>	3524	2495	2281	1162	853
<b>GONDIA</b>	1957	1926	3118	1006	148
<b>HINGOLI</b>	748	671	2560	433	97
<b>JALGAON</b>	7311	6623	11081	1924	625
<b>JALNA</b>	1215	1074	3133	758	262
<b>KOLHAPUR</b>	1537	748	2361	274	89
<b>LATUR</b>	755	729	2682	428	47
<b>NAGPUR</b>	3108	2349	2568	444	575
<b>NANDED</b>	9532	9147	14585	1915	345
<b>NANDURBAR</b>	10983	10004	6863	4465	5002
<b>NASHIK</b>	5973	3583	4809	2024	1517
<b>OSMANABAD</b>	646	581	1232	437	6
<b>PALGHAR</b>	754	656	1318	599	376
<b>PARBHANI</b>	786	737	4152	517	80
<b>PUNE</b>	2033	1738	1939	474	428
<b>RAIGAD</b>	708	240	482	220	159
<b>RATNAGIRI</b>	92	45	336	112	48
<b>SANGLI</b>	2715	2312	3407	510	122
<b>SATARA</b>	548	388	875	204	136
<b>SINDHUDURG</b>	117	89	207	65	23
<b>SOLAPUR</b>	4797	4584	5048	1220	489
<b>THANE</b>	193	188	581	148	123
<b>WARDHA</b>	988	809	944	210	229
<b>WASHIM</b>	1106	858	2570	380	93
<b>YAVATMAL</b>	5551	4343	6921	1749	1610